

Features

- Input Voltage Range 85-305VAC
- UL/EN/IEC 62368-1, EN 60335-1 Safety approved
- 88% Efficiency
- OVC II (EN 62368-1 & OVC II (EN 60335-1); 2000m altitude
- Single Output 5-48V DC
- SCP, OLP, OVP



56YMR30-xx□-RS Series

30W Encapsulated AC/DC Power Supply



The 56YMR30-xx-RS Series is a performance-focused 30W Encapsulated AC/DC Power Supply. Designed for use in applications such as network equipment and signal distribution hardware. This series is supplied with a Pin or Screw Terminal input connection and supports input voltages of 85~305V AC 47-63Hz.

Model Number Information

56YMR 30 xx □

Series Name Rated Wattage Output Voltage **T:** Terminal Block
Blank: PCB Mounting Style

Models

Model Number	Rated Power (W)	DC Voltage (V)	Rated Current (A)	Efficiency (%)	Max. Capacitive Load (uF)
56YMR30-05□-RS	30	5	6	85	8000
56YMR30-12□-RS	30	12	2.5	87	5000
56YMR30-15□-RS	30	15	2	87	2000
56YMR30-24□-RS	30	24	1.25	87	1000
56YMR30-48□-RS	30	48	0.63	88	800

Input Specifications		
Input Voltage	85-305VAC	
Frequency Range	47-63Hz	
AC Current	1.0A/115VAC	0.5A/230VAC
Inrush Current	Cold Start 45A/400us at 230VAC 50Hz	Cold Start 25A/600us at 115VAC 50Hz
Leakage Current	<0.25mA/264VAC	

Output Specifications		
Voltage Tolerance	+2.0%	
Line Regulation	+0.5%	
Load Regulation	±1.0%	
Setup,Rise,Hold up Time	1.5s,30ms,40ms/230VAC(at full load)	1.9s,30ms,10ms/115VAC(at full load)

Protection		
Over Load	115~160% Hiccup mode, recovers automatically after fault condition is removed	
Short Circuit	Hiccup mode, recovers automatically after fault condition is removed.	
Over Voltage	5.25 ~ 7.5V 12.8 ~ 16V 17 ~ 24V 27 ~ 34V 50.4 ~ 63V	Recovers automatically after fault condition is removed.

Environmental Characteristics		
Working Temp	-30 ~ +85°C(Full load can be operated at -30°C to 50°C, while load should be reduced at 50°C to 85°C Refer to "Derating Curve".)	
Working Humidity	20 ~ 90%RH Non-condensing	
Storage Temp., Humidity	-40 ~ +85°C, 10 ~ 95%RH Non-condensing	
Temp. Coefficient	± 0.03%/(0 ~ 40°C)	
Soldering Temperature	Wave soldering:265°C,5s(max.); Manual soldering:390°C,3s(max)	
Vibration	PCB Mounting: 10 ~ 500Hz, 2G 10min./1cycle, period for 60min. each along X, Y, Z axes Terminal Blocks: 10 ~ 500Hz, 5G 10min./1cycle, period for 60min. each along X, Y, Z axes	
MTBF	654.7Khrs min. MIL-HDBK-217F(25°C)	
Over Voltage Category	OVC II in accordance with EN 62368-1 or OVC III in accordance with EN 60335-1; altitude up to 2000m	

Safety & EMC			
Safety Standards	EN IEC 62368-1, IEC 62368-1, EN 60335-1, UL 62368-1		
Withstand Voltage	I/P-O/P: 3KVAC/1min		
Isolation Resistance	I/P-O/P: 100M Ohms / 500VDC / 25°C/ 70% RH		
EMC Emission	Parameter	Standard	Test Level
	Conducted	BS EN/EN55032(CISPR32)	CLASS B
	Radiated	BS EN/EN55032(CISPR32)	CLASS B
	Harmonic Current	EN61000-3-2	CLASS A
	Voltage flicker	EN61000-3-3
EMC Immunity	BS EN/EN55035, BS EN/EN61000-6-2		
	Parameter	Standard	Test Level
	ESD	EN61000-4-2	Level 3, 8KV air, Level 2, 4KV contact criteria A
	Radiated Susceptibility	EN61000-4-3	Level 3, criteria A
	EFT/Burst	EN61000-4-4	Level 3, criteria A
	Surge	EN61000-4-5	Level 3, 1KV/L-N, criteria A
	Conducted	EN61000-4-6	Level 3, criteria A
	Magnetic Field	EN61000-4-8	Level 4, criteria A
	Voltage Dips and interruptions	EN61000-4-11	> 95% dip 0.5 periods, 30% dip 25 periods > 95% interruptions 250 periods

Notes:

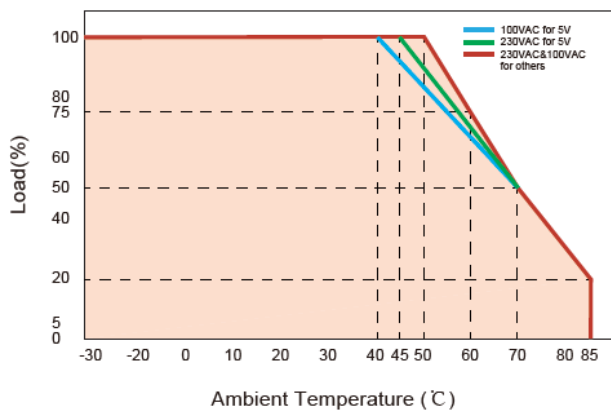
1. All parameters without special description are measured under the conditions of input 230VAC, rated load, ambient temperature 25 ° C, and ambient humidity less than 75%.
2. Ripple & noise are measured from peak to peak with a bandwidth limit of 20MHz(0.1uf and 47uf /50V parallel capacitor under DC output full load, AC nominal input 25 °C ambient temperature).
3. Tolerance: includes set up tolerance, line and load regulation.
4. Derating may be needed under low input voltages. Please check the derating curve for more details.
5. The power supply is considered a component which will be installed into the final equipment. The final equipment must be confirmed to meet EMC directives. For guidance on performing these EMC tests, please refer to "EMI testing of component power supplies."
6. The ambient temperature derating of 3.5°C/1000m is needed for operating altitude greater than 2000m(6500ft).

Dimensions & Weight	
	Measurements
56YMR30-xx-RS	69.5 × 39 x 24 mm
56YMR30-xxT-RS	91 × 39.5 x 28.5 mm

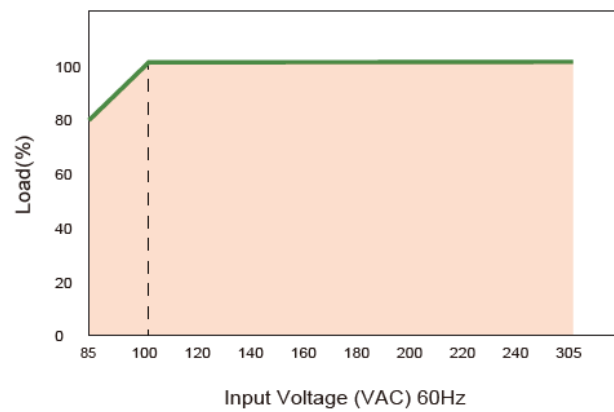
Packaging	
Carton Size	32.5×17.5x25cm - 56YMR30-xx-RS 41.5×25x17cm - 56YMR30-xxT-RS

Derating Curves

Derating Curve

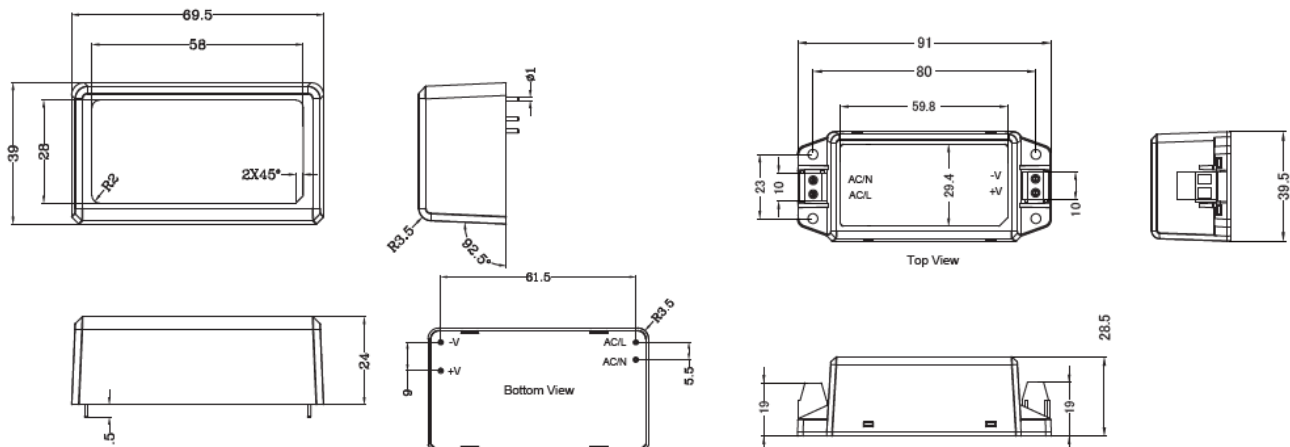


Static Characteristics



Dimensions and Recommended Layout

(Unit: mm , tolerance: $\pm 0.5\text{mm}$)



Block Diagram

